



Job Name:

Contact:

Ordering Code:

Fixture Type:

Sierra 2



114 amber



113 clear

Description

Bruck's European and American Artisan, mouth-blown glass is known throughout the world for its quality and beauty. Several light source options, mounting options, colors and finishes allow for a unique design.

It is offered in matte chrome, chrome or bronze and is compatible with any Bruck line voltage track as well as Halo® single circuit for retrofit. Chrome and matte chrome finish provided with clear cord. Bronze finish provided with black cord. The pendant can be mounted from Bruck's field adjustable 4" Kiss Canopy and accepts GU24(LED/CLF) or medium base lamping options. Standard overall cable length of 59" can be field-cut or specified when ordering.

Ordering Codes

Follow the steps to specify your fixture,

example:

1 Light Source	2 Shade Color	3 Finish	4 Base Option*	5 Mounting Option
<p>113 LED</p> <p>110 line voltage</p>	<p>114 amber</p> <p>113 clear</p>	<p>bz bronze</p> <p>ch chrome</p> <p>mc matte chrome</p>	<p>GU24 base</p> <p>IN medium E26 base</p>	<p>MP 4" Kiss Canopy</p> <p>ecobk ECO/HALO black</p> <p>ecosv ECO/HALO matte silver</p> <p>ecowh ECO/HALO white</p> <p>geobk GEO black</p> <p>geosv GEO matte silver</p> <p>geowh GEO white</p> <p>zonmc Zonyx matte chrome</p> <p>MULTI' Line voltage multi-point</p>

NOTES:

*Options for 110 only. IN replaces standard GU24 base for medium E26 base

NOTES:

'MULTI with 110 line voltage only

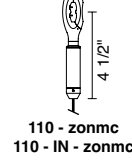
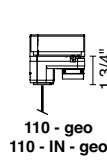
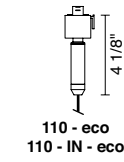
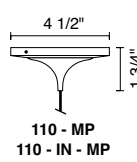
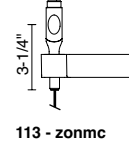
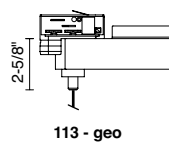
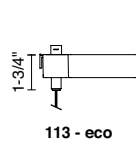
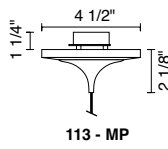
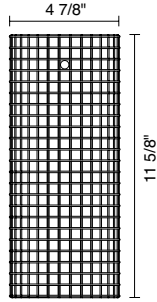


Job Name:

Contact:

Ordering Code:

Fixture Type:



Light Source

113 - LED

110 - line voltage (GU24)

110 - IN - line voltage (E26)

Performance

- LED
 - LUMENS
 - CCT
 - SDCM
 - CRI
 - LIFE
- Nichia 757D
 - 1000 lm
 - 3000k
 - 3 MacAdam Ellipse, +/- 75 Kelvin
 - >90
 - based on IESNA-LM80-2008: 70% of initial lumens after 60,000 hrs

- lamp dependent

- lamp dependent

Technical Specs

- Socket Listing
- integrated LED module
 - ETLus Listed to UL1598, and UL1574 (Suitable for dry locations only)
 - cETL Listed to CSA C22.2 #250.0 and #9.0

- GU24 base socket
- ETLus Listed to UL1598, and UL1574 (Suitable for dry locations only)
- cETL Listed to CSA C22.2 #250.0 and #9.0

- medium E26 base socket
- ETLus Listed to UL1598, and UL1574 (Suitable for dry locations only)
- cETL Listed to CSA C22.2 #250.0 and #9.0

Mounting

- 4" Kiss Canopy
- 100-277VAC, 50/60Hz input
 - 18W, 20VA
 - Trailing Edge (ELV) dimming
 - Mount to 3" - 4" round J-Box

- 120VAC input
- 28W, 28VA (max 28W lamp)
- Dimmable (with compatible lamp)
- Mount to 3" - 4" round J-Box

- 120VAC input
- 100W, 100VA (max 100W lamp)
- Dimmable (with compatible lamp)
- Mount to 3" - 4" round J-Box

- Line Voltage Track
- 100-277VAC, 50/60Hz input
 - 18W, 20VA
 - Trailing Edge (ELV) dimming
 - Connects to line voltage adapter (ECO, GEO, Zonyx)

- 120VAC input
- 28W, 28VA (max 28W lamp)
- Dimmable (with compatible lamp)
- Connects to line voltage adapter (ECO, GEO, Zonyx)

- 120VAC input
- 100W, 100VA (max 100W lamp)
- Dimmable (with compatible lamp)
- Connects to line voltage adapter (ECO, GEO, Zonyx)

- MULTI
- 120VAC input
 - 28W, 28VA (max 28W lamp)
 - Dimmable (with compatible lamp)
 - Mount to line voltage multi-point canopy
 - Provided with field adjustable cord only

- 120VAC input
- 100W, 100VA (max 100W lamp)
- Dimmable (with compatible lamp)
- Mount to line voltage multi-point canopy
- Provided with field adjustable cord only

Warranty

- 5 year limited fixture warranty

- 1 year limited fixture warranty

- 1 year limited fixture warranty



Made in the USA - meets the requirements of the Buy American provision within the ARRA



Job Name:

Contact:

Ordering Code:

Fixture Type:

Vintage LED Lamps for E26 base sockets

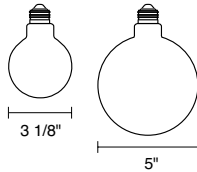


- Amber Glass Lamp with Thread LED
- Integrated Driver-Free System
- Suitable for Damp Locations
- Smooth Dimming System*
- 25,000 Hours Warranty
- 95% Energy Savings

*Compatible with most electronic low voltage (ELV) dimmers



LED Globe Lamp



Ordering Codes
Follow the steps to specify your fixture,

example:

Ordering Code	Type	Base	Lumen	Wattage /EQV	MOL	MOD	CCT ²
LMP-G4030022K1	G40	E26	300lm	3.5W / 60W	7.0"	5.0"	2200K
LMP-G2518022K1	G25	E26	180lm	2.0W / 40W	4.5"	3.15"	2200K

LED Edison Lamp



Ordering Codes
Follow the steps to specify your fixture,

example:

Ordering Code	Type	Base	Lumen	Wattage /EQV	MOL	MOD	CCT ²
LMP-ED2118022K1	ST21	E26	180lm	2.0W / 40W	5.4"	2.45"	2200K

LED Tubular Lamp



Ordering Codes
Follow the steps to specify your fixture,

example:

Ordering Code	Type	Base	Lumen	Wattage /EQV	MOL	MOD	CCT ²
LMP-TB1030022K1	T10	E26	300lm	3.5W / 60W	7.56"	1.25"	2200K